

Service charges

for individuals and legal entities

valid from 1.7.2023

(prices include VAT)

Managed equity portfolios

WEM Equity US | WEM Equity Global

ENTRY FEE ¹		WITHDRAWAL FEE		CONVERSION FEE			
2% from each deposit		-		0.24%			
<hr/>							
PORTFOLIO YIELD (P.A.)		MANAGEMENT FEE ²		SUCCESS FEE ³		PERFORMANCE FEE ⁴	
less than 10%				-		-	
10% to 12.5%		0.24%		5.4% ^{HWM}		10.2% ^{HWM}	
12.5% to 15%				10.2% ^{HWM}		10.2% ^{HWM}	
more than 15%				15% ^{HWM}		10.2% ^{HWM}	

¹ **The entry fee** is a third party fee and is paid in full to the financial agent who mediated the conclusion of the Portfolio Management Agreement. WEM is entitled to charge the fee.

² **The management fee** is charged monthly, as a percentage of the average value of the client portfolio for the given month. The fee does not include third party fees (e.g. stock exchange fees, bank fees, etc.).

³ **The success fee** is charged quarterly or on portfolio sales, as a percentage of the positive difference between the client's portfolio return and the agreed benchmark. When yielding at the interval boundary, the lower of the rates applies.

⁴ **The performance fee** is charged quarterly or on the sale of the portfolio, as a percentage of the total return of the client portfolio. When yielding at the interval boundary, the lower of the rates applies.

^{HWM} **High-water mark** is a principle of charging fees based on their highest cumulative past peak value. In this case, a fee will only be charged if the portfolio reaches a higher value of its cumulative returns or only from the part that exceeds the previous highest cumulative value of returns. Applied here is the sliding high-water mark for the past 8 periods (2 years).

Managed mixed portfolios

WEM Balanced | WEM Balanced ETF

ENTRY FEE ¹		WITHDRAWAL FEE	CONVERSION FEE	
1% from each deposit		-	0.24%	
PORTFOLIO YIELD (P.A.)		MANAGEMENT FEE ²	SUCCESS FEE ³	PERFORMANCE FEE ⁴
less than 3%		0.12%	-	-
3% to 5%			3.6% ^{HWM}	5.4% ^{HWM}
5% to 7.5%			6% ^{HWM}	5.4% ^{HWM}
more than 7.5%			8.4% ^{HWM}	5.4% ^{HWM}

¹ **The entry fee** is a third party fee and is paid in full to the financial agent who mediated the conclusion of the Portfolio Management Agreement. WEM is entitled to charge the fee.

² **The management fee** is charged monthly, as a percentage of the average value of the client portfolio for the given month. The fee does not include third party fees (e.g. stock exchange fees, bank fees, etc.).

³ **The success fee** is charged quarterly or on portfolio sales, as a percentage of the positive difference between the client's portfolio return and the agreed benchmark. Not charged in the WEM Balanced ETF strategy.

⁴ **The performance fee** is charged quarterly or on the sale of the portfolio, as a percentage of the total return of the client portfolio. Not charged in the WEM Balanced ETF strategy.

^{HWM} **High-water mark** is a principle of charging fees based on their highest cumulative past peak value. In this case, a fee will only be charged if the portfolio reaches a higher value of its cumulative returns or only from the part that exceeds the previous highest cumulative value of returns. Applied here is the sliding high-water mark for the past 8 periods (2 years).

Managed bond portfolios

WEM Safe Haven | WEM Bond Ladder | WEM Protect
WEM High Yield Bonds | WEM Investment Grade Bonds

ENTRY FEE ¹

1% from each deposit

WITHDRAWAL FEE

–

CONVERSION FEE

0.24%

MANAGEMENT FEE ²

0.06%

¹ **The entry fee** is a third party fee and is paid in full to the financial agent who mediated the conclusion of the Portfolio Management Agreement. WEM is entitled to charge the fee.

² **The management fee** is charged monthly, as a percentage of the average value of the client portfolio for the given month. The fee does not include third party fees (e.g. stock exchange fees, bank fees, etc.).

Thematic portfolios

Opportunities

ENTRY FEE ¹	WITHDRAWAL FEE	CONVERSION FEE
2% from each deposit	-	0.24%
<hr/>		
PORTFOLIO YIELD (P.A.)	MANAGEMENT FEE ²	PERFORMANCE FEE ³
less than 5%		-
5% to 7.5%	0.3%	12% ^{HWM}
7.5% to 10%		18% ^{HWM}
more than 10%		24% ^{HWM}

¹ **The entry fee** is a third party fee and is paid in full to the financial agent who mediated the conclusion of the Portfolio Management Agreement. WEM is entitled to charge the fee.

² **The management fee** is charged quarterly, as a percentage of the average value of the client portfolio for the given quarter. The fee does not include third party fees (e.g. stock exchange fees, bank fees, etc.).

³ **The performance fee** is charged quarterly or on the sale of the portfolio, as a percentage of the total return of the client portfolio. When yielding at the interval boundary, the lower of the rates applies.

^{HWM} **High-water mark** is a principle of charging fees based on their highest cumulative past peak value. In this case, a fee will only be charged if the portfolio reaches a higher value of its cumulative returns or only from the part that exceeds the previous highest cumulative value of returns. Applied here is the sliding high-water mark for the past 2 periods (2 years).

Investment savings

Save For Tomorrow

Entry fee

when applying online through WEM

0%

INVESTMENT STRATEGY	ENTRY FEE ¹		MANAGEMENT FEE ²
	ONE-OFF	OR CONTINUOUS	
Dynamic	2%	3%	0.24%
Balanced	1.8%	2%	0.18%
Conservative	0.9%	1%	0.12%

¹ **The entry fee** is charged during in-person establishment of investment savings and the method of payment of the fee is at the client's choice. In the case of a one-off payment, the entry fee is charged once on the first deposit, as a percentage of the total amount of the planned investment. In the case of an continuous payment, a maximum of 50% of the deposits is charged on an ongoing basis, as a percentage of the total amount of the planned investment. The entry fee is a third party fee and is paid in full to the financial agent who mediated the conclusion of the Portfolio Management Agreement. WEM is entitled to charge the fee.

A discount is applied from the entry fee if the contract is concluded for more than 20 years. The discount is calculated as the ratio of the number of years of the investment after the twentieth year to the total duration of the investment. The discount is given as a percentage.

² **The management fee** is charged quarterly, as a percentage of the average value of the client portfolio for the given quarter.

Commission agreement

Entry fee ¹

Up to 2% of each deposit, depending on the type of securities for which client submits purchase order/s.

Conversion fee

0.24% of conversion amount

Arrangement of purchase or sale of security

The fee for arranging the purchase or sale of a financial instrument is charged in the currency of the order at 0.2% of the total volume of the order, but at least EUR 10 or the equivalent in the currency of the order after conversion according to the ECB exchange rate list valid on the day the order execution. To the amount of the arrangement of purchase or sale financial instrument will be added the related third party fees actually paid by WEM or not yet paid but induced by WEM.

Custody and management of the non-physical securities including the custodianship

The custody fee is charged for each commenced month of provision of the service in the amount of 0.24% p.a. of the current market value of the non-physical securities, at least in amount charged by third party or the equivalent of this amount in the currency of the security after conversion according to the ECB exchange rate list valid on the day of charging the fee. The fee is charged in the currency in which the security is denominated.

¹ **The entry fee** is a third party fee and is paid to financial agent who mediated the conclusion of Commission agreement. WEM is authorized to charge the fee.

Loyalty Program

Our long-term clients can now benefit from our loyalty program and receive discount on the fees.

	DISCOUNT ON THE CONVERSION FEE	DISCOUNT ON THE MANAGEMENT FEE ¹	DISCOUNT ON THE ENTRY FEE ¹
Net deposit value at least EUR 100,000 and client for at least 1 year (or) client for at least 3 years	100%	-	25%
Net deposit value at least EUR 250,000 and client for at least 1 year (or) client for at least 5 years	100%	-	50%
Net deposit value at least EUR 500,000	100%	25%	75%
Net deposit value at least EUR 1,000,000		individual	

¹ Discount on the management fee and on the entry fee does not apply to investment savings Save For Tomorrow and Commission agreement.

* Net deposit value is the sum of all deposits minus the sum of all withdrawals.

Other services

Investment advisory

The investment advisory fee is charged after conversion into EUR in the amount of 3% of the total value of the planned investment, at least EUR 3,000.

Other services

The fee for other services not listed in this price list will be agreed individually depending on the type and complexity of the service. WEM is entitled in individual cases to adjust the amount of any fee listed in this price list. The client is informed about the adjustment of the fee before the service is provided.

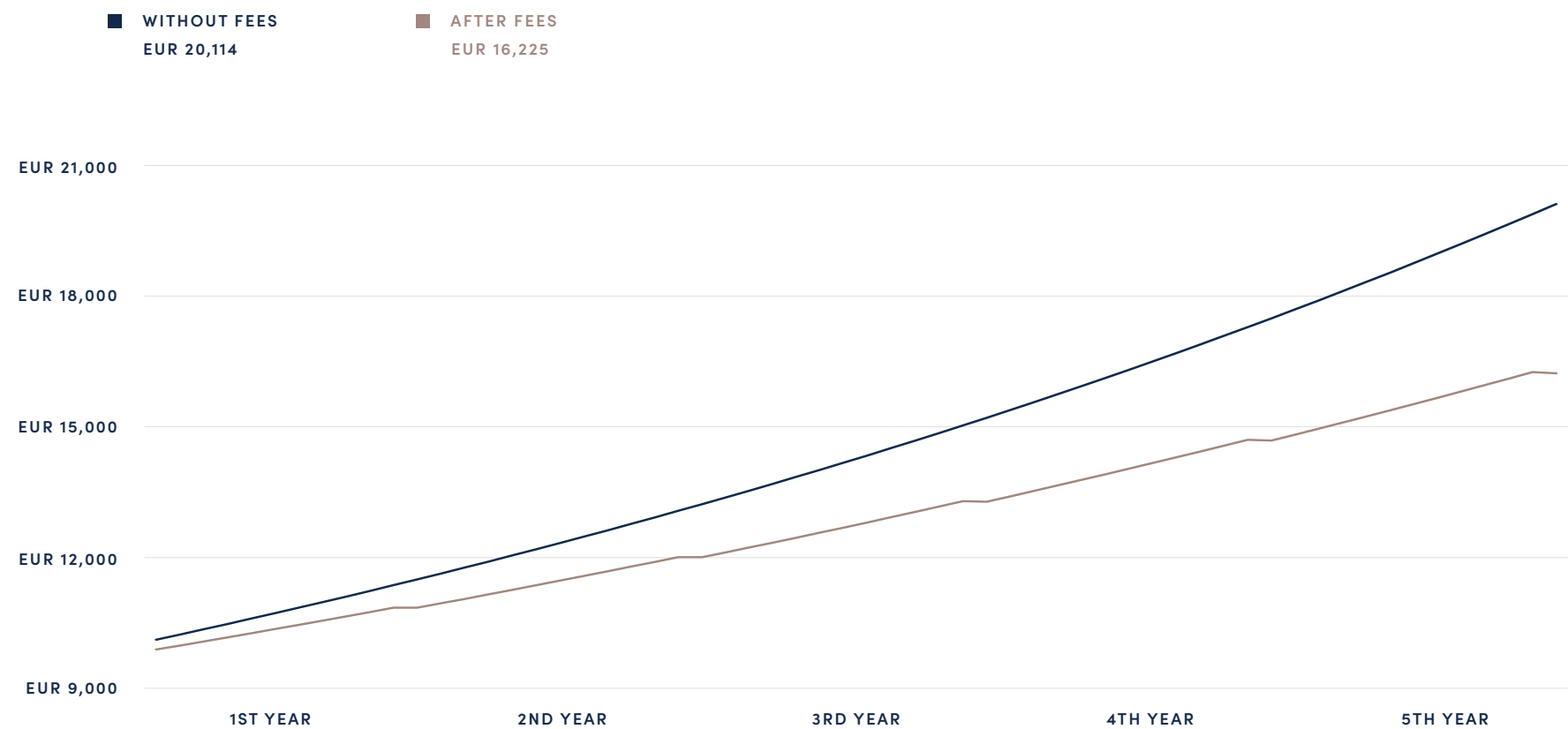
Products provided exclusively through tied financial agents

TIED FINANCIAL AGENT	INVESTMENT STRATEGY	ENTRY FEE	MANAGEMENT FEE ¹
Moneyhoon s.r.o.	Moneyhoon Conservative I	0%	1% p.a.
	Moneyhoon Conservative II	0%	1% p.a.
	Moneyhoon Balanced I	0%	1% p.a.
	Moneyhoon Balanced II	0%	1% p.a.
	Moneyhoon Dynamic I	0%	1% p.a.
	Moneyhoon Dynamic II	0%	1% p.a.
	Moneyhoon Dynamic III	0%	1% p.a.

¹ The management fee is charged monthly, as a percentage of the average value of the client portfolio for the given month. The fee does not include third party fees (e.g. stock exchange fees, bank fees, etc.).

A model example of the impact of fees on **equity managed portfolio**

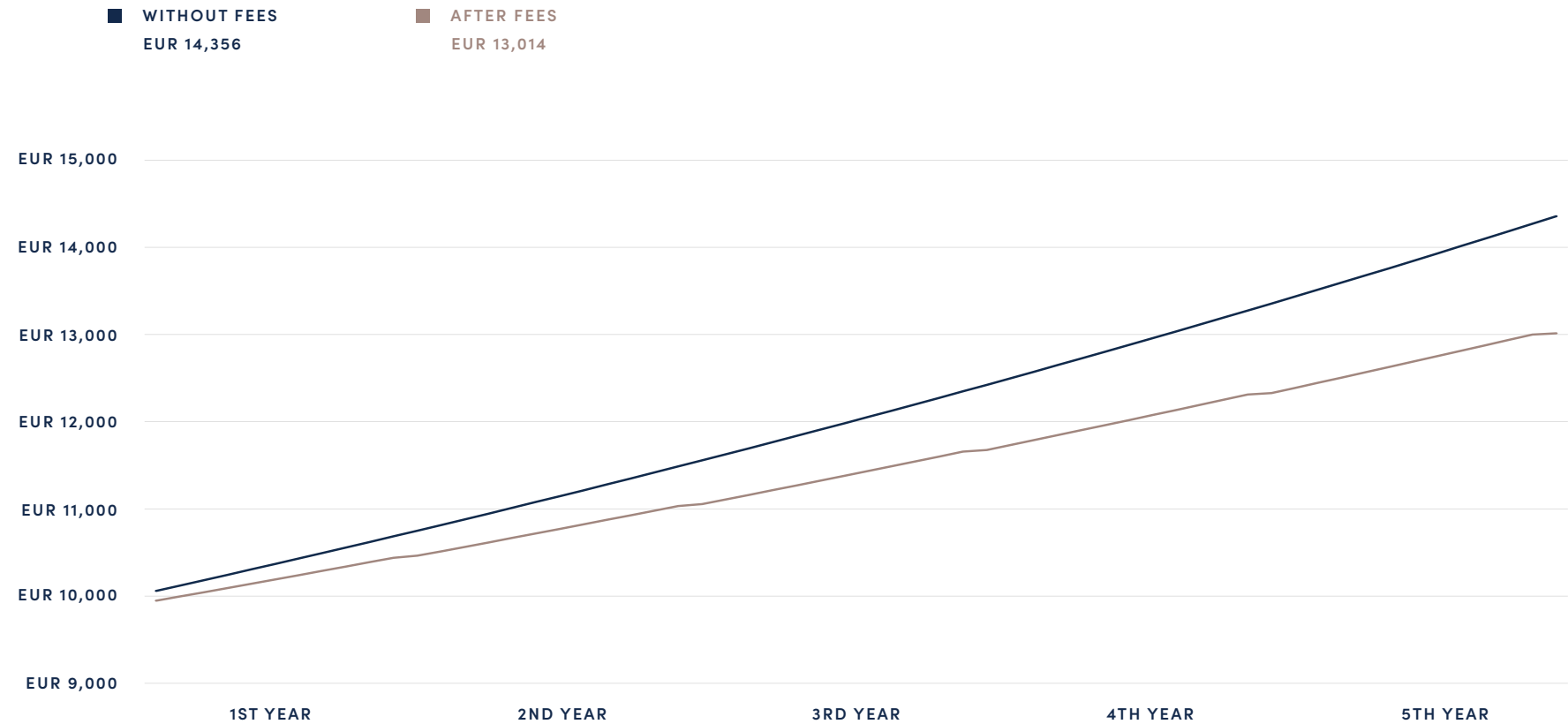
A model example of a one-off investment of EUR 10,000 with an investment horizon of 5 years and an expected portfolio return of 15% p.a. at the expected benchmark performance of 10% p.a.



ENTRY FEE	MANAGEMENT FEE	PERFORMANCE FEE	SUCCESS FEE	TOTAL FEES IN EUR	TOTAL FEES IN %
EUR 200	EUR 1,859.49	EUR 618.37	EUR 65.15	EUR 2,743.01	16.90%

A model example of the impact of fees on mixed managed portfolio

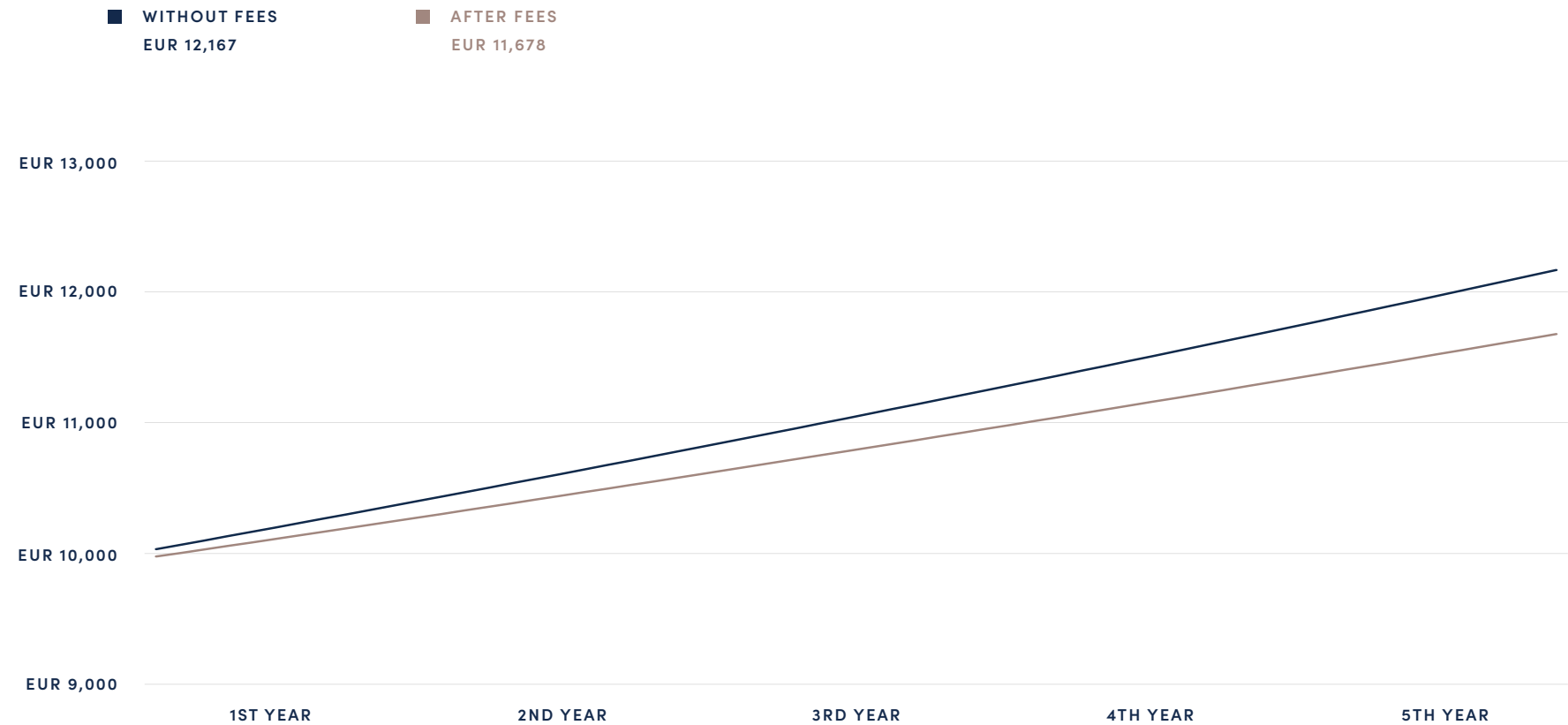
A model example of a one-off investment of EUR 10,000 with an investment horizon of 5 years and an expected portfolio return of 7.5% p.a. at the expected benchmark performance of 5% p.a.



ENTRY FEE	MANAGEMENT FEE	PERFORMANCE FEE	SUCCESS FEE	TOTAL FEES IN EUR	TOTAL FEES IN %
EUR 100	EUR 824.60	EUR 151.87	EUR 38.84	EUR 1,115.31	8.57%

A model example of the impact of fees on **bond managed portfolio**

A model example of a one-off investment of EUR 10,000 with an investment horizon of 5 years and an expected portfolio return of 4% p.a.

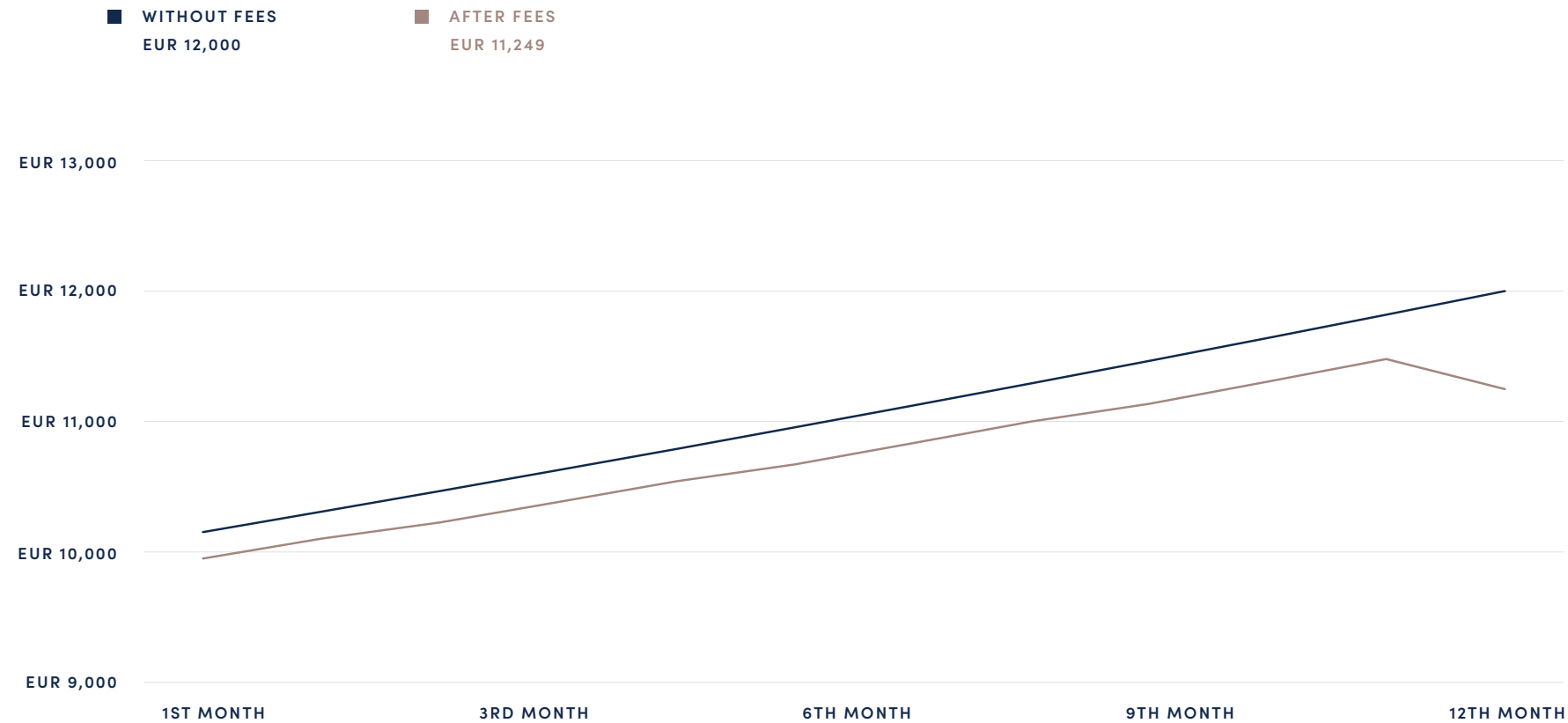


ENTRY FEE	MANAGEMENT FEE	TOTAL FEES IN EUR	TOTAL FEES IN %
EUR 50	EUR 389.22	EUR 439.22	3.76%

A model example of the impact of fees on **thematical** **Opportunities portfolio**

A model example of a one-off investment of EUR 10,000 with an investment horizon of 1 years and an expected portfolio return of 20% p.a.

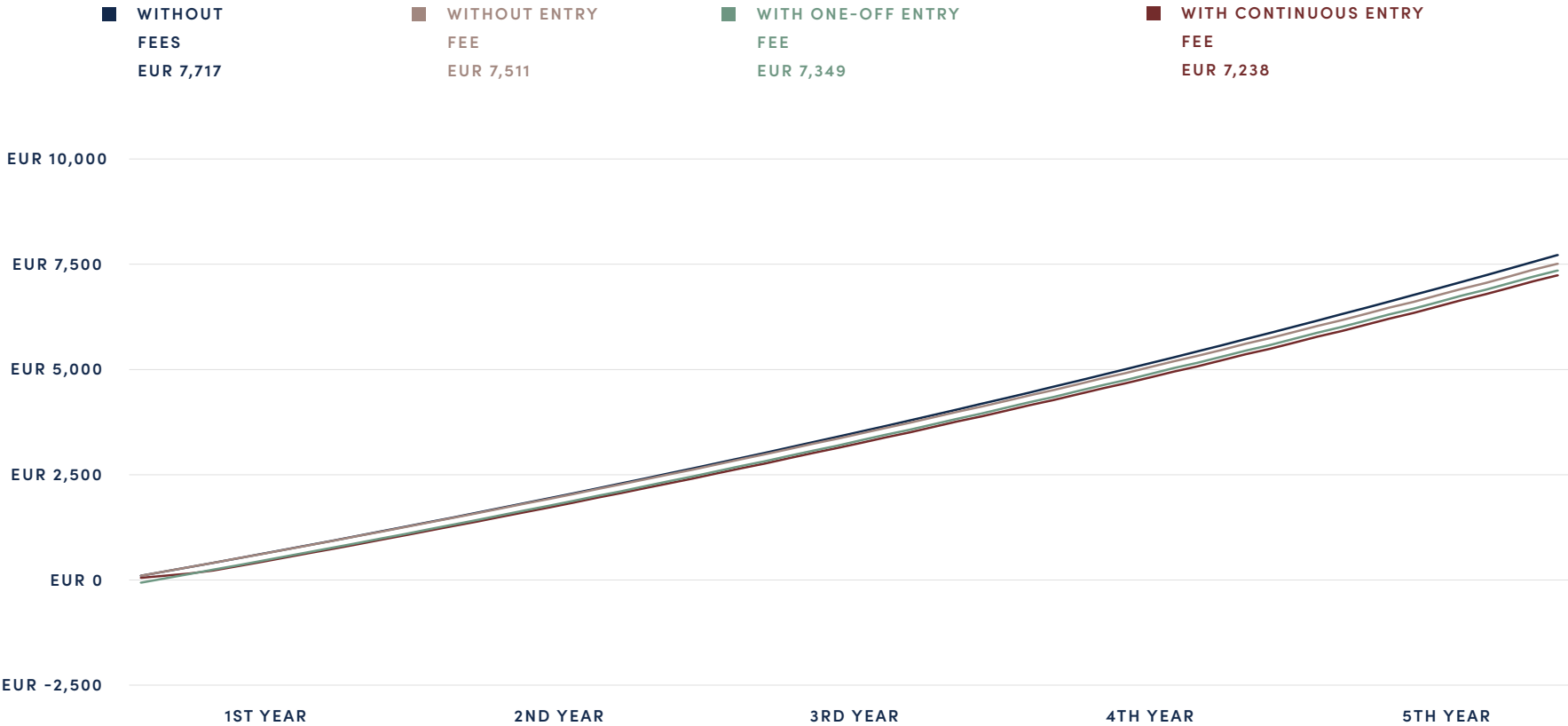




ENTRY FEE	MANAGEMENT FEE	PERFORMANCE FEE	TOTAL FEES IN EUR	TOTAL FEES IN %
EUR 200	EUR 131.35	EUR 370.90	EUR 702.25	6.24%

A model example of the impact of fees on **dynamic investment savings**

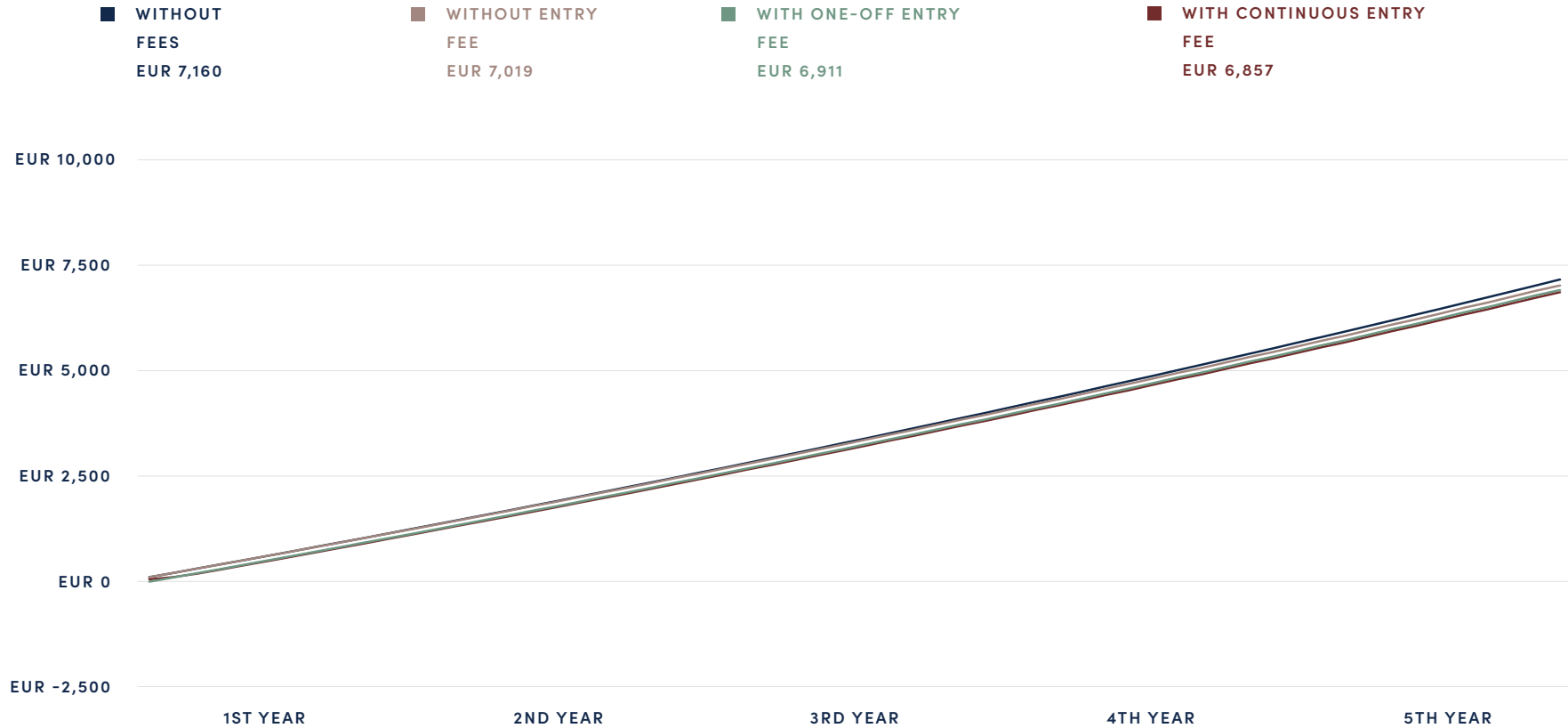
A model example of a monthly
investment of EUR 100 with
an investment horizon of 5 years
and an expected return of 10% p.a.



	ENTRY FEE	MANAGEMENT FEE	TOTAL FEES IN EUR	TOTAL FEES IN %
Without entry fee	-	EUR 176.91	EUR 176.91	2.36%
With continuous entry fee	EUR 180	EUR 166.16	EUR 346.16	4.78%
With one-off entry fee	EUR 162	EUR 176.91	EUR 338.91	4.61%

A model example of the impact of fees on **balanced investment savings**

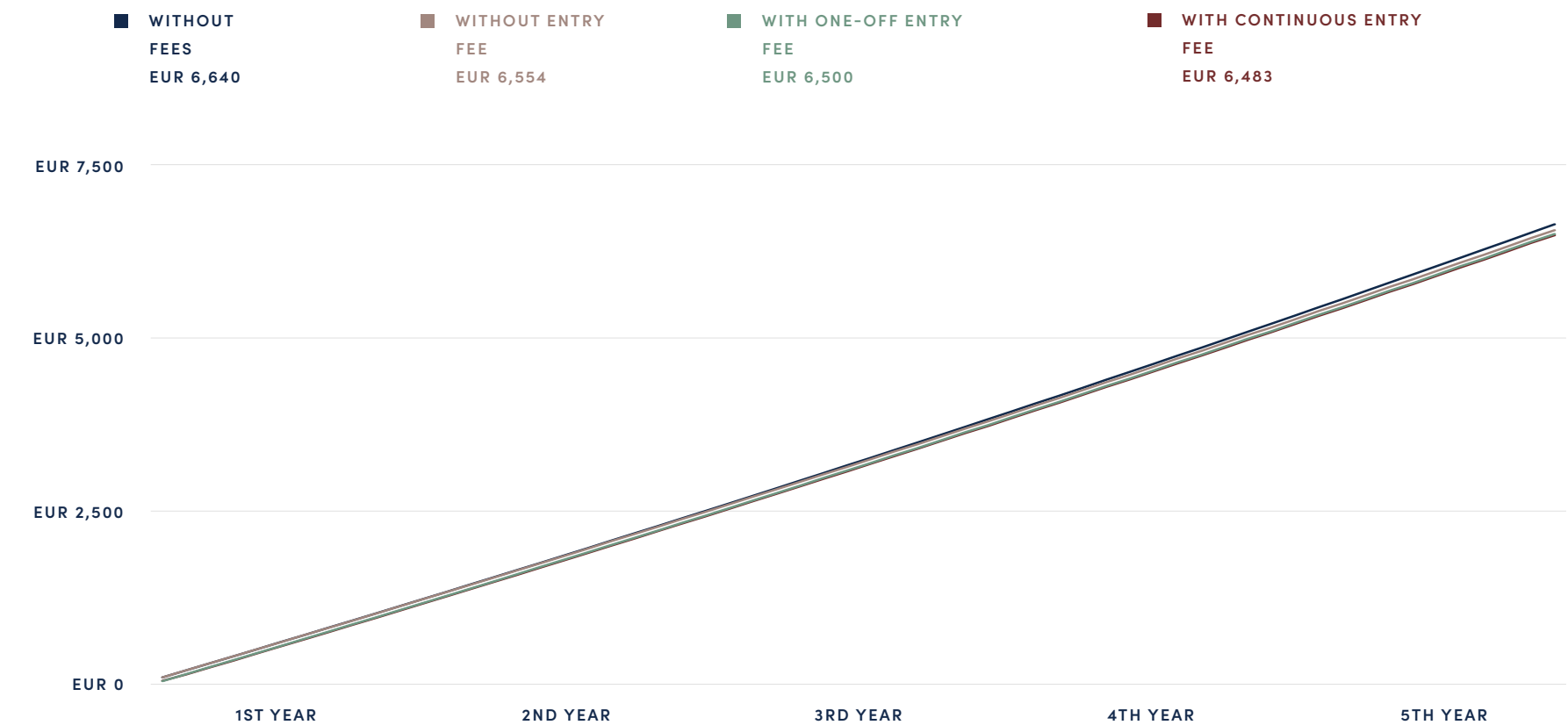
A model example of a monthly
investment of EUR 100 with
an investment horizon of 5 years
and an expected return of 7% p.a.



	ENTRY FEE	MANAGEMENT FEE	TOTAL FEES IN EUR	TOTAL FEES IN %
Without entry fee	-	EUR 126.55	EUR 126.55	1.80%
With continuous entry fee	EUR 120	EUR 121.48	EUR 241.48	3.52%
With one-off entry fee	EUR 108	EUR 126.55	EUR 234.55	3.39%

A model example of the impact of fees on **conservative investment savings**

A model example of a monthly
investment of EUR 100 with
an investment horizon of 5 years
and an expected return of 4% p.a.



	ENTRY FEE	MANAGEMENT FEE	TOTAL FEES IN EUR	TOTAL FEES IN %
Without entry fee	-	EUR 80.43	EUR 80.43	1.23%
With continuous entry fee	EUR 60	EUR 78.85	EUR 138.85	2.14%
With one-off entry fee	EUR 54	EUR 80.43	EUR 134.43	2.07%



Wealth Effect Management o.c.p., a.s.
Sky Park Offices, Bottova 2A
811 09 Bratislava
www.wem.sk