

WEM Opportunities: Emerging Markets

as of 31.12.2024

Asset class	Currency	Target return	Horizon
Equity	EUR	> 10% p.a.	3+ years

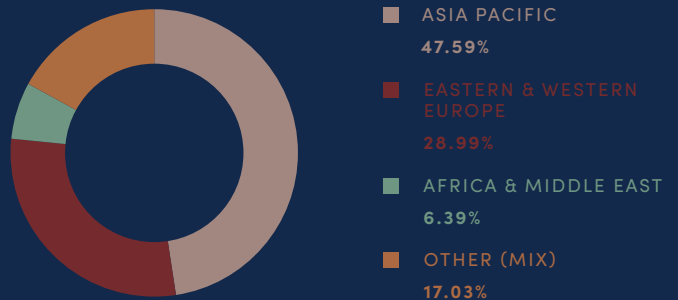
Strategy overview

The strategy allows to invest in the publicly traded equities of countries that are part of emerging and frontier markets.

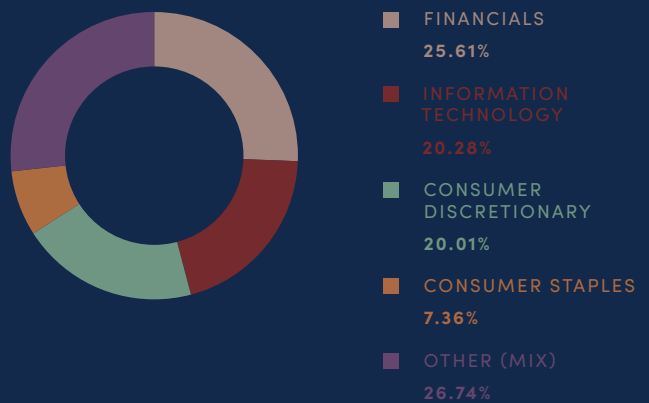
Companies are selected primarily through fundamental analysis combined with complementary methods to achieve the most optimal portfolio structure taking into account current market sentiment and expected trends. Portfolio value is being driven by capital gain, dividend yield and changes in the currencies' value.

Portfolio structure

Top Regions



Top Sectors



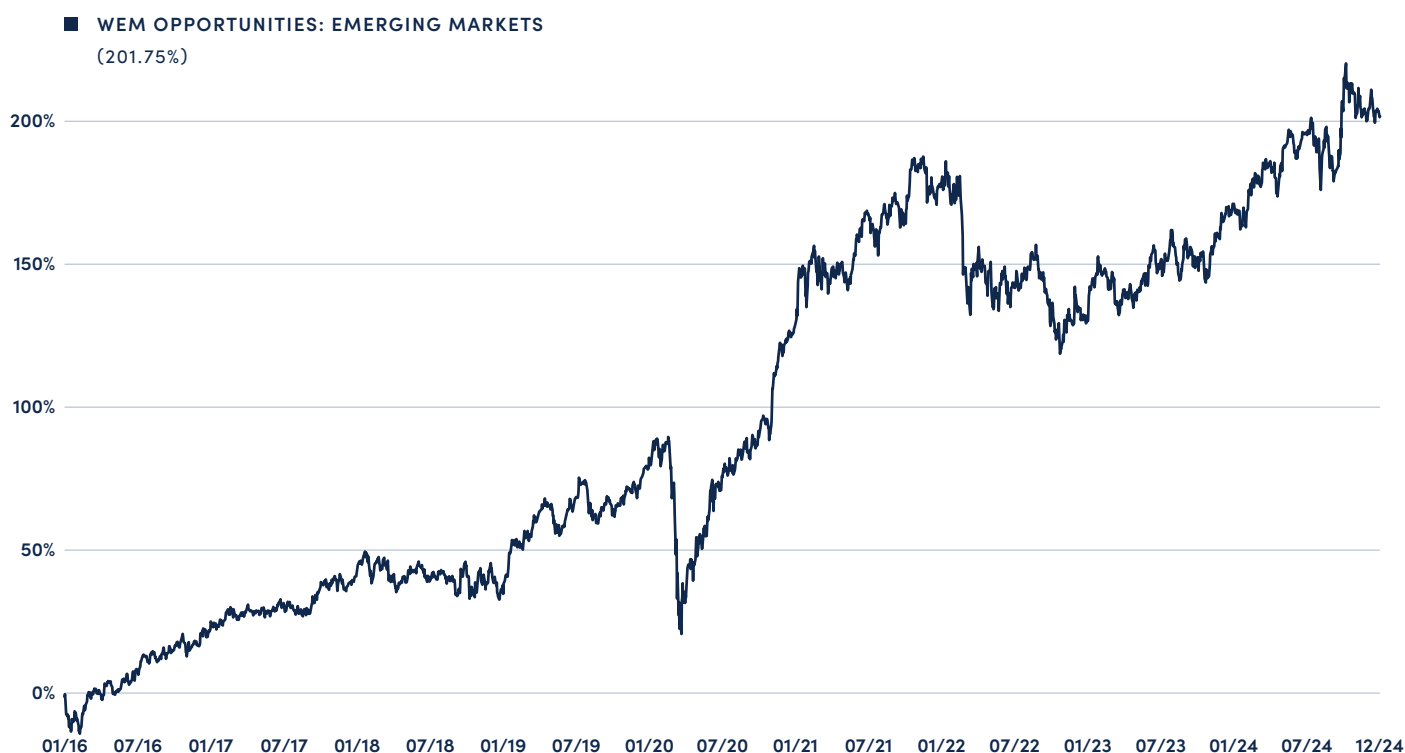
Historical performance (in EUR)

	1 YEAR	3 YEARS	8 YEARS
WEM Opportunities: Emerging Markets	11.29%	8.78%	148.66%

Strategy details

Liquidity	Optimal investment	Risk level	Inception
100% market	EUR 10,000	7	30.9.2021
Sharpe ratio	Standard deviation	Beta	VaR 95% (1d)
0.83	18.13%	1.01	1.41%

Portfolio performance



Key benefits

- Investments in emerging/frontier markets
- Diversified across countries and sectors
- Individual portfolio management
- Long-term growth potential

Key risks

- Market fluctuation risks
- Country and political risk
- Company specific risks
- Currency risks

Source: Bloomberg Professional Terminal, the presented data refer to the past. Past return is not a reliable indicator of future results.

Comparison of the simulated and historical cumulative percentage performance of the portfolio over the stated period. The results are expressed in EUR and are shown before deduction of fees and commissions, and before tax (gross). The statistical details of the strategy are presented for the last 12 months.